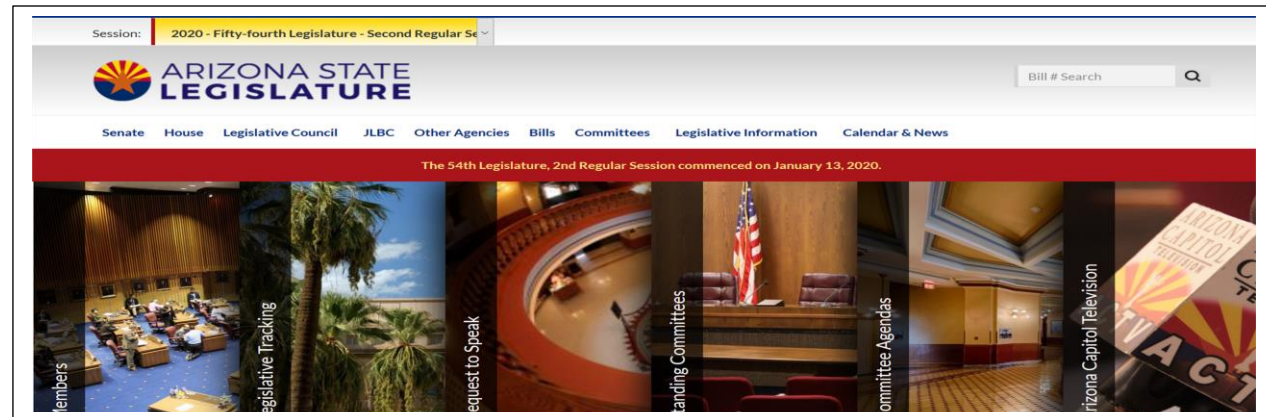


## To enter your position on a bill

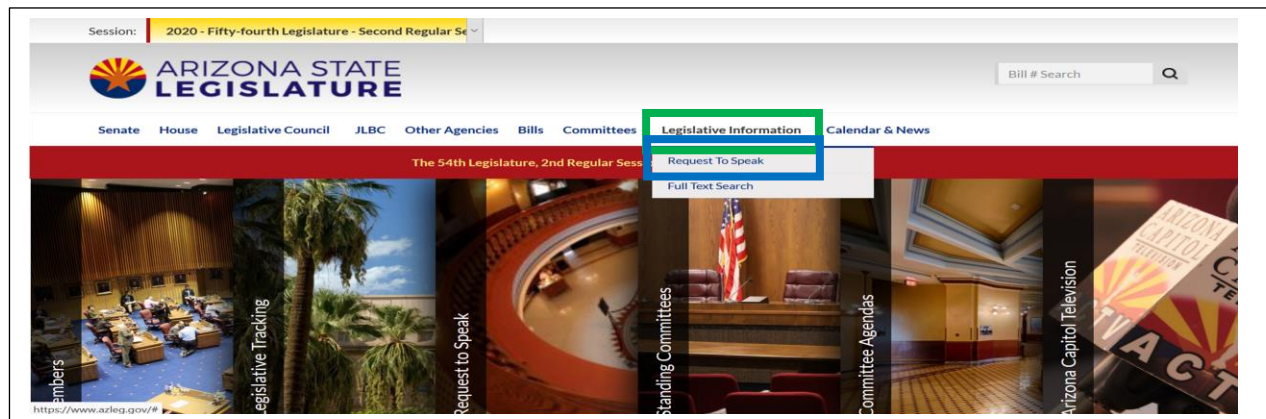
“Your position is entered directly on the Bill record and cannot be altered or removed by anyone but you. It is visible to anyone, but most importantly to every legislator and the governor when they are voting on any bill. This is the most powerful tool available to any citizen to let your government know how you feel about an issue.”

1) Go to  
[www.AZLEG.gov](http://www.AZLEG.gov)



2) Click on 'Legislative Information' (Green box)

3) Then click on the  
'Request to Speak' (Blue box)



4) Log into your account (Red Box)

Request To Speak

Upcoming Agendas

Agenda Search

RTS Manual

Upcoming Agendas

Session: 2020 - Fifty-fourth Legislature - Second Regular Session

Select Body: Both Senate House

Agenda Type: Standing Interim

Committee Name	Agenda Date	Agenda Time	Agenda Room
Senate Rules	1/27/2020	1:00 P.M.	Caucus Room 1
Senate Higher Education and Workforce Development	1/27/2020	2:00 P.M.	SHR 1
House Education	1/27/2020	2:00 P.M.	HHR 1
House Military & Veterans Affairs	1/27/2020	2:00 P.M.	HHR 3
House Regulatory Affairs	1/27/2020	2:00 P.M.	HHR 5
Senate Government	1/27/2020	2:00 P.M.	SHR 3
House Rules	1/27/2020	1:00 P.M.	HHR 4

Need Help Sign On Applications

5) Enter your username and password (Orange)

6) Press Sign On (Green)

Welcome to the Arizona State Legislature Web Application System

Sign Into Your Account Create An Account

If you already have an account sign in here:

hawktron01@gmail.com

\*\*\*\*\*

Note: This application is designed to run on Internet Explorer 10 and higher and modern versions of Chrome, Firefox and Opera browsers. Upgrade my browser.

Sign On

Forgot your password?

Are you an AZ Legislature employee? Sign On Using My Windows Login

7) Click on 'My Bill Position' (Yellow box)

Request To Speak

Home

My Requests

New Request

My Bill Positions

Upcoming Agendas

Agenda Search

RTS Manual

Need Help Bryan Hawk Applications

My Requests

2020 - Fifty-fourth Legislature - Second Regular Session

Session	Agenda Date	Committee Name	Type	Description	Your Position	Representing	Location	Actions
You have not signed up to speak on any items. Please use the agenda search to find the items you wish to speak on.								

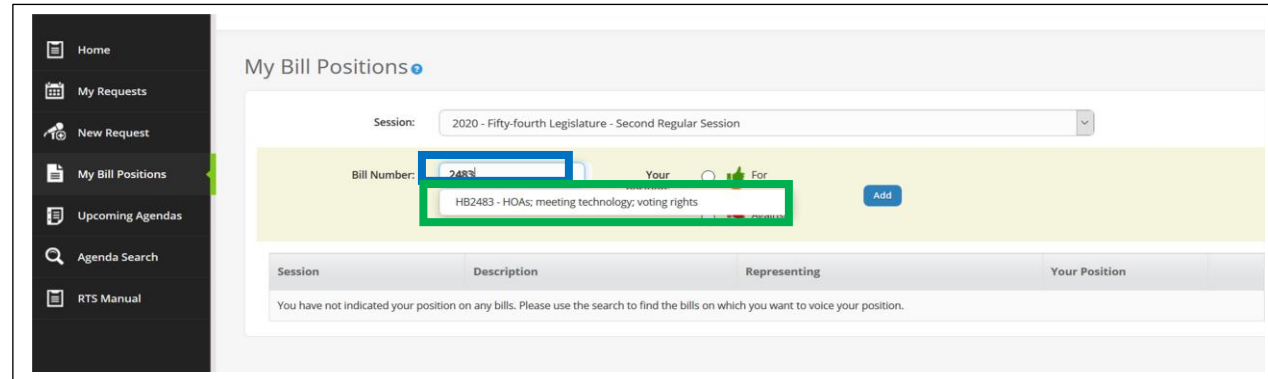
My Bill Positions

Session	Description	Representing	Your Position
You have not indicated your position on any bills. Please use the search to find the bills on which you want to voice your position.			

8) Type in the Bill number in Blue box (Just the numbers, no letters)

9) Click after the number with your left mouse key and you will see the Green Box appear with the name of the bill.

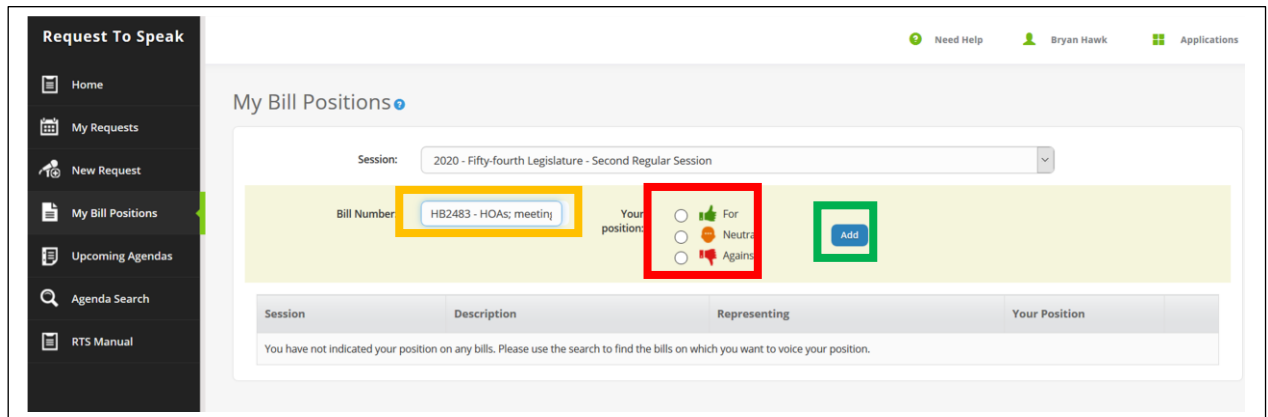
10) Click on the green box to select that Bill



11) The full name of the bill will replace the number you put in. (Orange box)

12) Click *For* or *Neutral* or *Against* (Red box)

13) Click 'Add' (Green Box)



14) Your position is now recorded (Green Box)

15) You have made your voice known.

